





Welcome to
Year Three



Year Three Staff



Dandelion Class	Mrs Jackson (Mon, Tues, Wed) Mrs Durbin (Thurs, Fri)
Sunflower Class	Mrs Roderick
Daffodil Class	Mrs Howe


Associate teacher in Dandelion Class
Mrs Parczewska

Teaching Assistants
Mrs Moyes-Barber, Miss Jordan, Mrs Malik



Start/end of day

- School starts at 8.45am
- Year 3 children line up in the main playground in the mornings.
- Collect from the main playground at 3.05pm.
We ask the children to let a member of Y3 staff know that they are going.




Lessons

- Assembly - whole school, Mon and Fri
- Singing - once a week
- Year 3 assembly - once a week.


- Mixture of lessons - Spelling, Literacy, Maths, Reading, Science, PE, History, Geography, Art, RE, PSHE, Computing

- French or Music (Monday afternoon session, each class has same amount over the year)

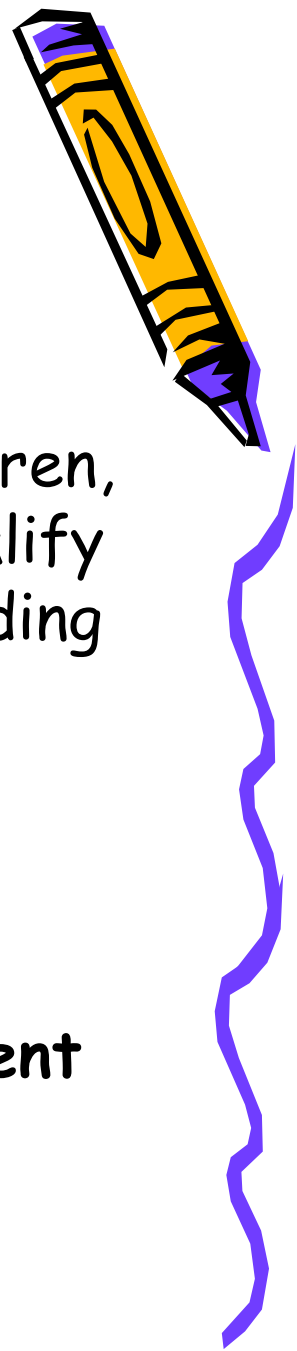


Computing

- We have a set of Chromebooks that we use for lessons.
- Each child will eventually need their own google account.
- A link to the permission form will be sent home at some point this term.
- We will use class account to start with.



Changes from KS1



- Need to bring own fruit for snack at break.
- School dinners are no longer free for all children, but please contact the office if you would qualify for free school meals - school gets extra funding even if you don't take the meal.
- No afternoon break in KS2!
- We encourage the children to be as **independent** as possible.



Medicines etc

- Inhalers - we decide with the child/parent the best place to store any inhalers - in child's bag or classroom. They do not need to ask to use it.
- If any medicine needs to be given at school, please hand in to the office, label it clearly and complete the permission form.
- Nut allergies - please be aware that we have children who are allergic to nuts in the year group.



PE


PE days are listed below:

Dandelion - Thurs and Fri

Sunflower - Tues and Thurs

Daffodil - Tues and Thurs

Please ensure all kit is named and is in school at the start of the week. We encourage the children to bring it home regularly.



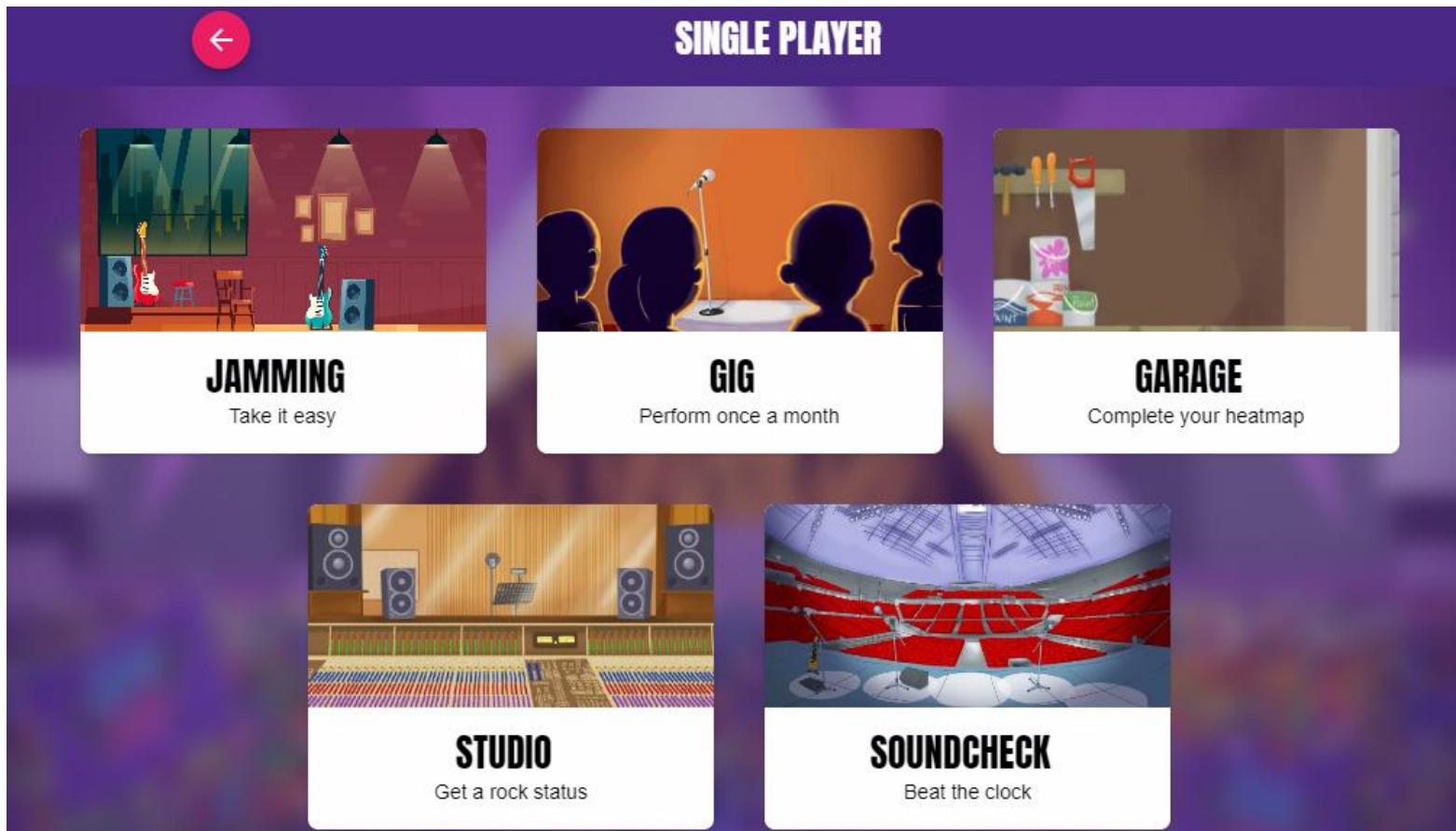
Homework

- Set on a Friday using Seesaw (will start next week, we will reset all logins and send details home)
- Please complete homework by the following Wednesday.
- If you find your child is struggling, then please stop and make a note in the comments section or send us a note to explain.
- **Literacy or Topic**
- **Spelling** - linked to work completed in class.
- **Maths** - linked to work completed in class.

• Times Tables Rock Stars.

- Reading






Choose a game and a times table to practice that is suitable for you. We know that being timed can be an issue at first - keep going it will get easier! The children need to know all times tables facts quickly in Year 4.



Login's are the same as Y2 but will be sent home next week. They will still have access to NumBots - please use that, especially if times tables are not appropriate for your child yet.

Year 3 Reading



- Reading bookmarks will be sent home next week.
- They will also bring a book unless they have opted to read a book from home - just say if you need a book from school.
- They can choose any book from the class book corner to take home.
- Phonics books will be sent home for those who need them.
- Please listen to your child regularly and sign the calendar on their bookmark.
- Length of time to read - decide depending on your child (for most children in Year 3 this would be 10 - 20 minutes)
- Return the bookmark at the start of each new month for a new calendar to be added.



Year 3 Reading


In Year 3 we value the importance of reading. We aim to enjoy reading for pleasure as well as for learning.

How often should you read?

Read by yourself as often as you can, however reading aloud to an adult is still important in Year 3. Reading aloud everyday would be brilliant, but aim for at least 4 times a week if you can. Read for about 10 minutes or longer if you are having fun and have time! An adult should sign your bookmark to show you have read.


What can you read?

All reading is valuable. You can be independent and choose your own book from school to take home. The adult you read to can let us know if it is too easy or too hard. When you have finished the book, return it to school and choose a new one. You can read your own book from home or a magazine if you would like too. Reading a wide variety of genres is good to do.



Topics

- Term 1: Extreme Earth
- Term 2: The First Drawing
- Term 3: Our Island Home
- Term 4: Excavating Ancient Egypt
- Term 5: Story Soup
- Term 6: Life Behind Bars





English

Explanation texts

- Identify the features of explanation texts
- Put an explanation text in the correct order
- Write own explanation text about volcanoes and then create a pop-up book

Descriptive Writing

- Describing earthquakes

Grammar, punctuation and spelling

- Understand and use causal conjunctions
- Recap use of apostrophes for contractions
- ow sound spelt ou
- u sound spelt ou
- i sound spelt y
- sure and ture endings
- Words from the Y3 statutory word list

Reading

- Answer comprehension questions about a text
- Beast Quest – make predictions, ask questions, look at vocabulary.

Art/DT

Using pastels – volcano pictures, dragon eyes
3D model volcanoes

Music/French

We will have music or French on a Monday afternoon.
Each class has two terms of each over the year.

PE

Real PE – Personal skills – coordination and static balance
Dance – movements linked to volcanoes

Maths

Place Value

- Count in 100's
- Understand the value of each digit in a 3-digit number
- Compare and order numbers
- Recognise, describe and continue a number pattern
- Count in 50's, 4's and 8's

Addition and Subtraction

- Understand that addition is commutative
- Add 1, 2 and 3 digit numbers to a 3-digit number without renaming
- Add 2, 3-digit numbers – using column addition
- Add with renaming in the ones column, then tens
- Subtract a 1 or 2-digit number from a 3-digit number without renaming
- Subtract with renaming in the ones column, then tens and hundreds
- Subtract using the column method
- Solve addition and subtraction problems

Extreme Earth

Year 3 Topic Overview

Term 1



Our Big Question

Do volcanoes destroy or create?

Concepts

Power, Resistance, Source, Creation

Learning Links

Year 2 – Landscape changes (Forest school experiences)
Year 4 – Romans (Pompeii)

Science

Rocks and Soils

- That there are different types of rocks - igneous, sedimentary, metamorphic
- The properties of rocks
- How fossils are formed
- What different types of soils are made of

Geography/History

Volcanoes and Earthquakes

- The Layers of the Earth - crust, mantle, inner core, outer core
- How a volcano works - tectonic plates, magma, conduit, explosion, lava, ash cloud
- How they change the features of the landscape - advantages and disadvantages – including movement of tectonic plates, make new mountains and islands, rocks, fertile soils
- How earthquakes occur and how they are measured
- The Ring of Fire
- Names of the continents

RE

Harvest Festivals

Computing

Data and Information - Branching Databases

- What they are and how to create one.
- Using yes/no questions.

PSHE

The Brain – Parts of the brain (cerebrum, cerebellum, prefrontal cortex, hippocampus, amygdala and neurons)
Growth Mindset – making mistakes
Being Me in My World - 'Who am I and how do I fit?'




Trips

We plan to do the following:

Term 2 - Hill End - Stone Age experience

Term 4 - Ashmolean - Ancient Egyptians

Term 6 - Cotswold Wildlife Park




Date for diary

Year 3 Storytelling Performance

This is part of our Story Soup topic.

Thursday 16th May 2024

(likely to be at 2pm in the school hall)



Contacting us

The best way to contact us is via email. It is not always easy to chat at drop off and pick up.

hjackson@windmill.oxon.sch.uk

ddurbin@windmill.oxon.sch.uk

groderick@windmill.oxon.sch.uk

hannahhowe@windmill.oxon.sch.uk

